



PREMIER

BUILDING SYSTEMS, INC.®

— EST. 1995 —

*“The **MORE** you look,
the **BETTER** we look!”*

METAL BUILDING EXPERTS
800-882-5150

EXPERIENCE

Founded in 1995, Premier Building Systems has decades of experience in pre-engineered metal building design and construction. Our team of Building Advisors and Project Managers have over 100 years of combined expertise to help you make the best decisions regarding your building investment.

We pride ourselves on a large repeat and referral business based on our dedication to high levels of customer service from the beginning design phase through delivery and beyond. We work with both contractors and end-users, corporations and investors. Every engagement is unique and we do what it takes to provide the best quality products and personalized service.

QUALITY

All Premier buildings include top-quality 26 gauge PBR sheeting with trim in a wide variety of colors. We work solely with manufacturers who are members of the Metal Building Manufacturers Association (MBMA). Along with this our partner manufacturers are certified by the International Accreditation Service (IAS AC472®).

Our buildings include:

- **FORM-BASED TRIM:** saves on construction cost, prevents panel erosion
- **HEMMED CORNER TRIM:** added value for building quality and appearance
- **EAVE TRIM:** added protection against the elements



WE DELIVER
**OVER 16 MILLION
POUNDS**
OF STEEL EVERY YEAR.



My name is Scott Philips and I am the proud owner of Premier Building Systems, Inc.® I want to personally thank you for choosing Premier for your steel building project. Since 1995, we have been dedicated to providing only the highest quality custom designs at the lowest possible prices.

Our Building Advisors have over 100 years combined experience and will work closely with you as a true project partner. With a high percentage of repeat and referral business, we are working hard to build your trust and confidence in every thing we do.

Sincerely,

Scott Philips
President

MINI - STORAGE & BOAT/RV STORAGE



COMMERCIAL



INDUSTRIAL



AGRICULTURAL & WORKSHOPS



BARNDOMINIUMS



EQUESTRIAN



AVIATION



SPORTS & MOTORSPORTS



CHURCH & COMMUNITY



METAL BUILDING SYSTEM

Often called pre-fabricated or pre-engineered, each building system is custom engineered to meet our customers' specific needs and the particular application.
No two projects are alike.

Designed for:

- **YOUR GRADE**
- **YOUR SIZE REQUIREMENTS**
- **SPECIFIC DOOR PLACEMENT AND SIZE**
- **YOUR ROOF PITCH**
- **YOUR COLOR CHOICES**
- **YOUR EXTRA FINISHES (STONE, MASONRY, ETC.)**



custom
SOLUTIONS
solid
ADVICE

ROOF & WALL COLORS

Silicone Polyester-SMP

(standard colors)

Premier Building Systems, Inc. offers a wide array of the best silicone polyester coatings available on the market today. These coating options are comprised of the same top quality ceramic and other select inorganic pigments that are found in our premium fluoropolymer coatings in order to maximize color retention. A unique silicone polyester resin system process binds the chemistry together to minimize chalking and fading. This color process option is recommended for panels that are exposed to low or moderate ultraviolet light.



Premium Fluoropolymer

(upgraded paint options - Kynar 500)

Premier offers two outstanding coating options to allow end users the choice of utilizing the finish that best suits their performance and budget requirements. There are many color combinations to choose from to enhance the character of your metal building while also helping to protect your building for years to come.

Fluoropolymer paint choices offer a superior formula that offers the finest ceramic pigments and resin to create an extremely strong chemistry that is the maximum protection available against the effects of ultraviolet ray, humidity, salt air, acid rain and pollution. We strongly suggest this option for slope roofs and anywhere that color retention is critical.

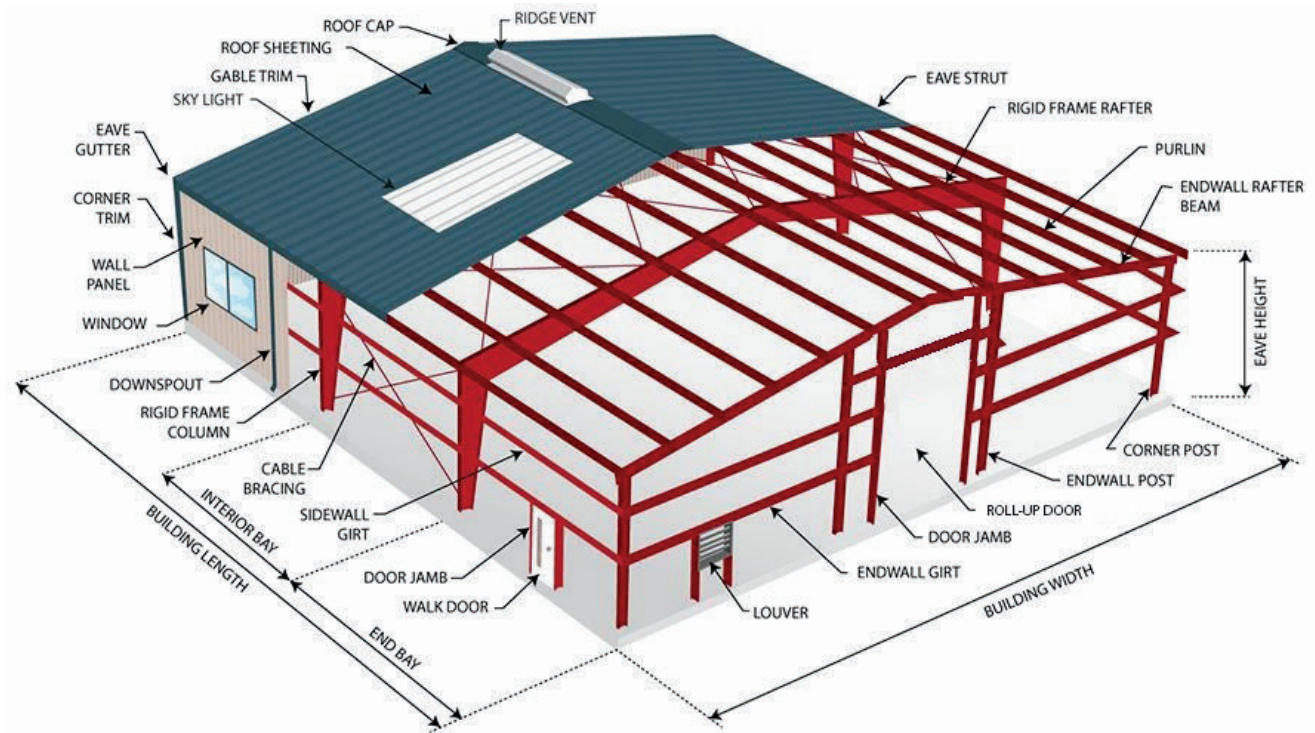
No matter what the project is, our building consultants will work with you to choose the best color option for your specific location and building.



DETAILS

When choosing a steel building provider, remember the details are key. Our advisors and construction specialists will partner with you to address the details during planning to avoid unexpected time delays or budget issues.

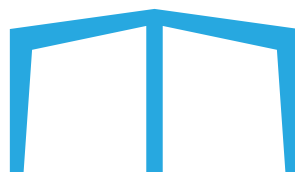
- **ALL COMPONENTS PRE-DRILLED AND PRE-CUT**
- **CERTIFIED, STAMPED ENGINEERING DRAWINGS INCLUDED**
- **DESIGNED TO MEET ALL COUNTY CODE REQUIREMENTS**
- **I.A.S. CERTIFIED**
- **LIFETIME FASTENERS INCLUDED**



STRUCTURAL DESIGN




TAPERED COLUMN



ONE ROW MODULAR SPAN



SINGLE SLOPE



STRAIGHT COLUMN



TWO ROW MODULAR SPAN



LEAN-TO

ACCESSORIES

Premier Building Systems, Inc. offers tapered or straight columns, bypass or flush girts, depending on the specific requirements of your building design. Let one of our professional building consultants help you build the strongest building possible.


WINDOWS

Aluminum sliding windows provide light and ventilation, and are virtually maintenance free. Available as either single hung or horizontal slide.




SLIMLINE WINDOWS

Slimline design windows are available for use in any building to provide a more tailored and aesthetically pleasing appearance. Finished in an autumn bronze color, the Slimline window is available in a grey tint or insulated glass.



REINFORCED SKYLIGHTS

White skylight panels are available in standard lengths. These translucent fiberglass panels have the same profile as the metal panels.



LOUVERS

Fixed louvers are available 3' wide x 3', and 4' wide x 4'. Adjustable louvers are also available in 3'x3' and 4'x4'.



WALK DOORS

Walk doors are offered in a 3' x 7' single swing, or 6' x 7' double swing with 13/4" thick door leaves. Doors come complete with hardware, thresholds and weather stripping. Door leaves may be solid or furnished with narrowlite glass panels.



EXHAUST FAN

Industrial Grade Exhaust Fan
3 x 3 (Requires 41" x 41" Framed Opening)
4 x 4 (Requires 53" x 53" Framed Opening)

- 48" Fan
- 3/4 hp
- 1-phase
- 20,100 cfm
- Gravity Damper



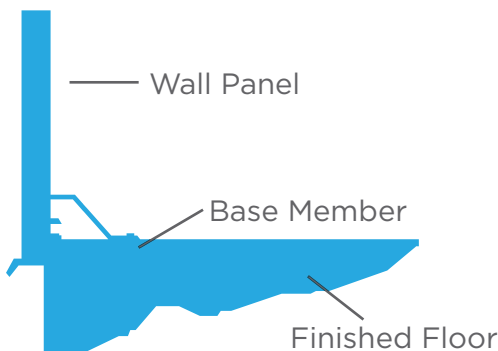
QUALITY FEATURES/ BENEFITS

Premier pre-engineered buildings are delivered with many standard features that are “not standard” with other companies. Below are very important quality features included with every Premier building!

**25 YEAR
PAINT
WARRANTY**

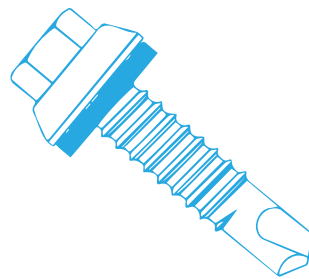
PREMIER BUILDINGS ARE...

- **BACKED BY OVER 100 YEARS OF EXPERIENCE**
- **ALL STEEL, PREDRILLED AND PRECUT**
- **COMPLETE WITH CERTIFIED STAMPED ENGINEERED DRAWINGS**
- **STRENGTHENED BY PURLINS THAT OVERLAP RAFTERS**
- **EASY TO ERECT**
- **MAINTENANCE FREE**
- **MEETS ALL COUNTY CODE REQUIREMENTS**
- **ALL I.A.S. CERTIFIED**




BASE CONDITION

- Quicker and easier construction
- Prevents panel corrosion caused from typical concrete sheet notch
- Ensures finish warranty of wall panels



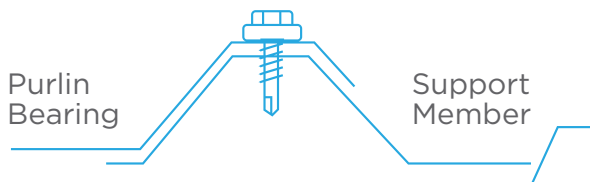
LIFETIME FASTENERS

- Guaranteed not to rust for the life of the building
- Ensures finish warranty of panels



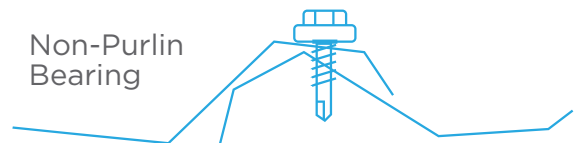
CLOSURE STRIP

- Promotes weather-tightness by keeping out unwanted elements



STANDARD PREMIER ROOF AND WALL PANEL: PBR - PROFILE

- Stronger
- Faster Construction Time



COMMON COMPETITOR ROOF AND WALL PANEL: R-PROFILE

- Weaker
- Higher incidents of failure

INSULATION: VR-R PLUS

- 3" R-value = 10
- 4" R-value = 13
- 6" R-value = 19

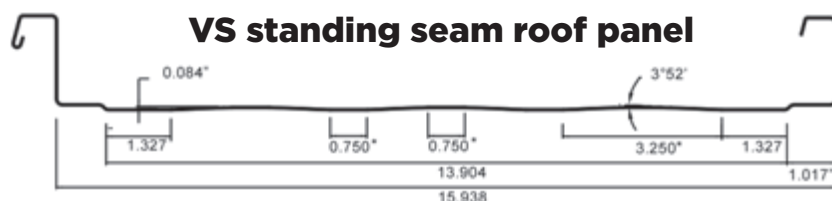

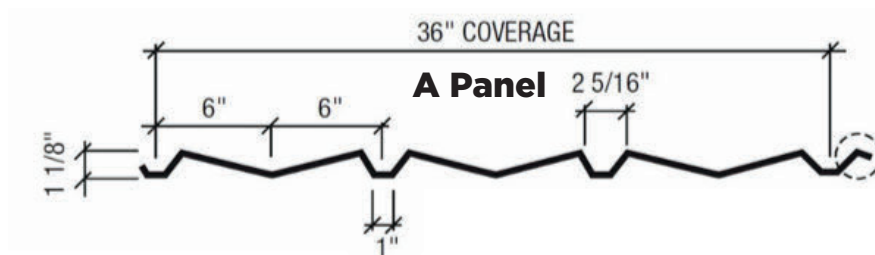
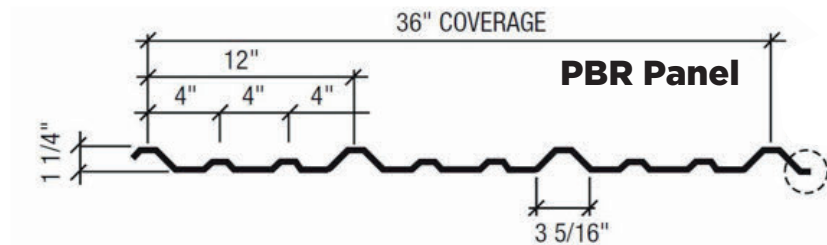
*Insulation is needed at the very least in the roof for condensation purposes. Most customers choose to insulate the entire building.

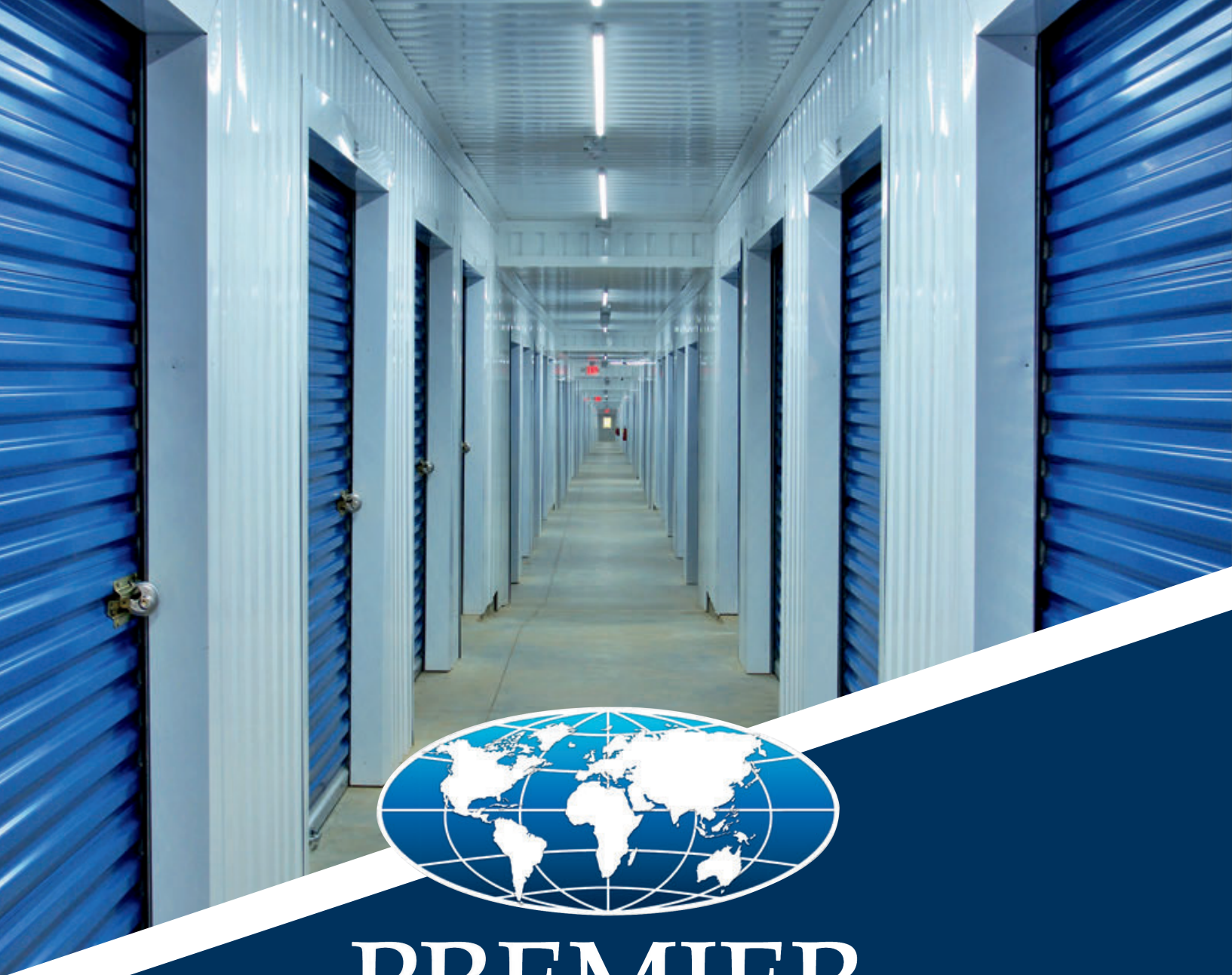
DOORS

- Superior Quality & Value
- Provides the highest degree of security and ease of access.
- Series 650 Mini-warehouse
- Series 2000 Commercial 8' - 12' wide
- Series 2500 Industrial 12' - 18' wide
- Series 3100 Wind lock 140 mph



PANEL PROFILES





PREMIER

BUILDING SYSTEMS, INC.®

847 HIGHWAY 124, SUITE A
BRASELTON, GEORGIA 30517

PHONE: 770-239-2085 | FAX: 770-239-2099

PREMIERBUILDINGS.COM

